






# The Three Little Pigs Sensory Story

Story	Suggested Activity	Resources
<p>The Three Little Pigs</p> 	<p>Play the sound – one sound for each pig (repeated throughout the story).</p>	<p>Pre-recorded pig sounds on switches (You could also use a drum/keyboard/kazoo to make a sound for each pig)</p>
<p>The first little pig built a house of <b>straw</b></p> 	<p>Put the straw into a deep tray for children to put their hands in to feel and smell the straw.</p>	<p>A deep tray filled with straw (You could also use strips of paper, shredded paper, grass etc.)</p>
<p>The second little pig built a house of <b>sticks</b></p> 	<p>Use the twigs/pencils and pour them gently onto a tray – allow the children to hear the sound of them falling and then to feel them.</p>	<p>Twigs / pencils Tray</p>
<p>The third little pig built a house of <b>bricks</b></p> 	<p>Build up a few of the building bricks/balance stones on top of each other. Ask another adult to make a sound as you are stacking the bricks/stones to show they are strong, e.g. stamping their feet/banging on a drum.</p>	<p>Stones / building bricks Drum</p>
<p>Big, bad wolf</p>	<p>Make the growl sound and at the same time shine the torch onto a wall. The paper over the end of the torch should create 'teeth' shadows on the wall to represent the wolf's teeth.</p>	<p>Growling sound – either made by an adult or a child using a güiro (stroke the wooden stick over the ridges) to create the growl sound.  White triangles cut from paper or card stuck to the top of a torch.</p>
<p>I'll huff and I'll puff and I'll blow your house down!</p> 	<p>Blow up a balloon slowly, e.g. 'I'll huff' – half blow up the balloon, then hold it at the top.  'I'll puff' – finish blowing up the balloon and then hold the balloon at the top.  'I'll blow your house down' – let go of the balloon so it zooms around the room.  Or, use a hand-held fan and allow the children to feel the breeze.</p>	<p>Balloon        Hand-held fan</p>

Pigs escaping from the houses	Tap feet on the floor to represent the pigs running	
He huffed and he puffed, but the house was too strong (house built of bricks)	Blow up the balloon as before, but rather than letting the balloon zoom around the room, let the air out the balloon slowly and then drop it to the floor.	Balloon
Pot of stew	Let the children put their hands in the pot to feel the heat. The hand warmers could be hidden under bits of felt/sequins, etc. to make a 'stew'.	Hand warmers Pot/saucepan Bits of felt/sequins
Big, bad wolf falling to the pot of stew	<p>Bang the pot with a wooden spoon to create a clang sound.</p> <p>Or fill a pan with water and from a height, drop in a ball. This should then create a splash. Let the children feel the water on them.</p> <p>Or, for the splash of the wolf falling into the stew, pour water/glitter from a height into a tray of water.</p>	<p>Pot / saucepan Wooden spoon</p> <p>Pan Water Ball</p> <p>Water Glitter Tray</p>